



DETAILING & ENGINEERING PRODUCTION SUPPORT

At Prozteel, we bring top-notch detailing and modeling to steel fabricators, contractors, and industrial developers. Our crew crafts spot-on, coordinated drawing packages that make fabrication and construction a breeze, cutting down on rework and keeping things smooth. Think of us as your go-to partners, delivering precision and scalability to help your projects shine!

STEEL & REBAR THAT STANDS OUT

Using AutoCAD, Tekla and SDS2, we whip up shop drawings, erection plans, and 3D models for everything from buildings and bridges to enclosures and one-of-a-kind structures.

MATERIALS TRACKED & READY TO ROLL

We handle material takeoffs (MTOs), bills of materials (BOMs), anchor bolt plans, lift drawings, and field coordination packages to keep procurement and construction on track.

PIPING SYSTEMS & MODULAR BUILDS

We create detailed fabrication drawings and layouts for mechanical systems, skid packages, and modular builds, making sure everything fits just right.

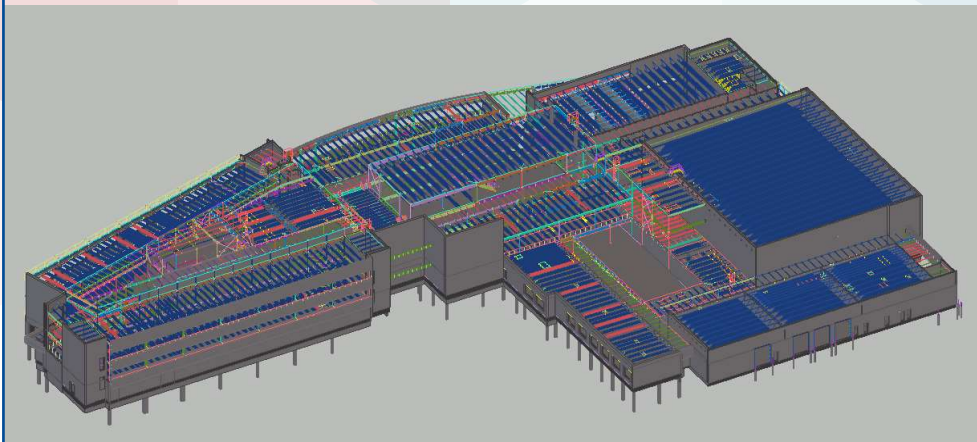
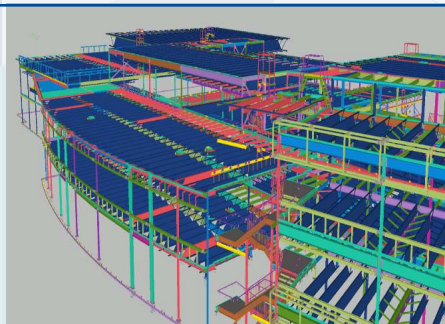

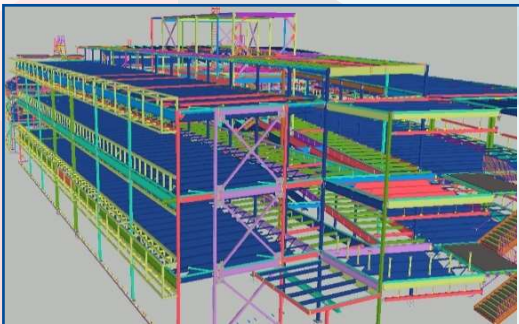
BIG PROJECTS, NO SWEAT

With over 100 skilled engineers and designers across our global hubs, we're cranking out high-quality work 24/7, even for those urgent, high-volume projects.

24/7 SUPPORT

Need support? We have offices in Calgary, Houston & Chennai – everything goes through a thorough quality check in North America before it's released and you'll always have someone to talk to with any technical questions.





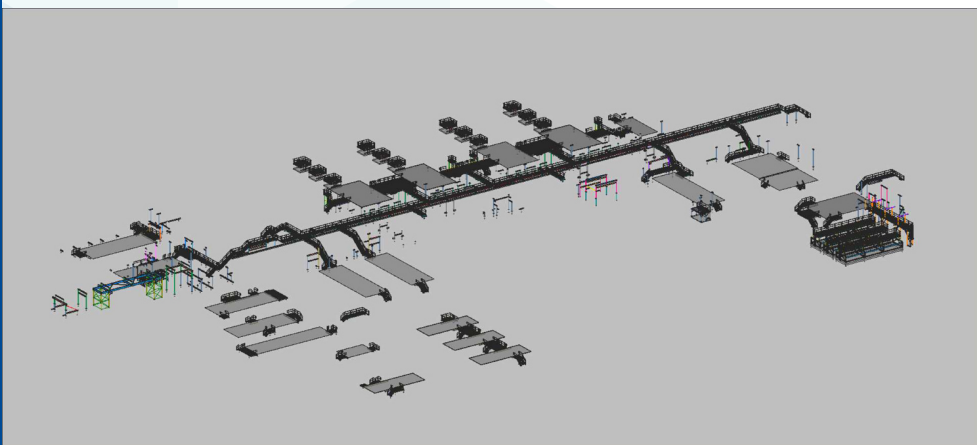
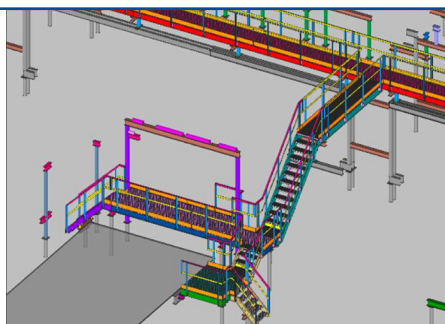
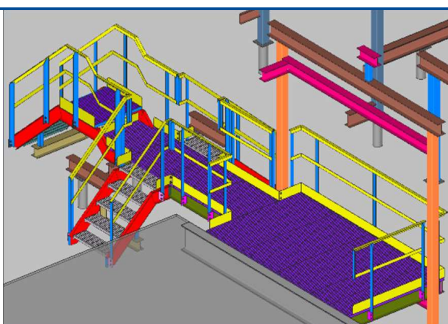
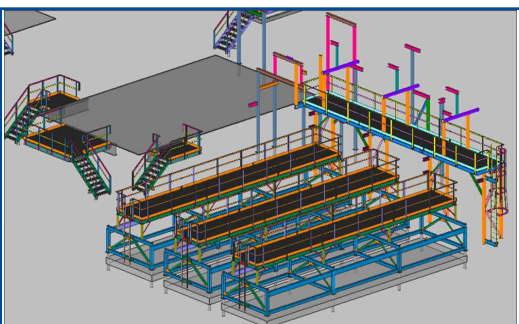
Type of Project : **Institutional (School)**

Steel : **620 Metric Tons**

Design : **CISC**

Software : **TEKLA**

Complexity : **Medium (Curved Structure)**



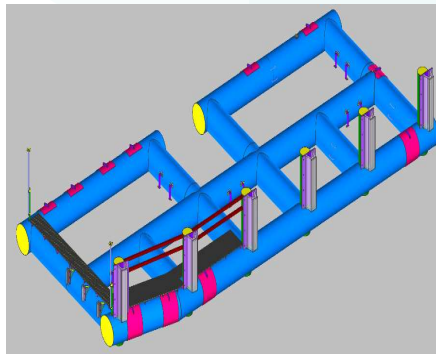
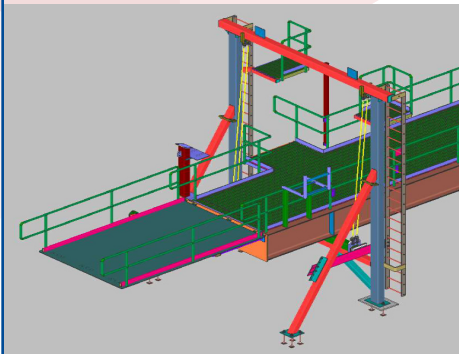
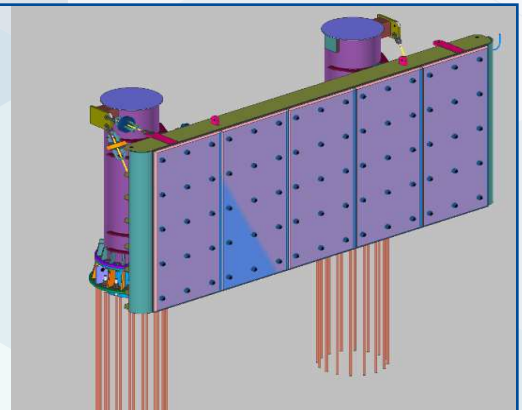
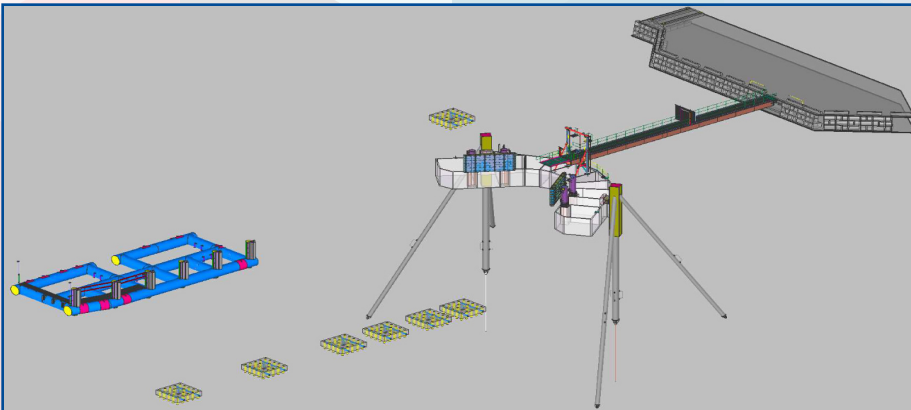
Type of Project : **Industrial (Gas Plant)**

Steel : **250 Metric Tons**

Design : **CISC**

Software : **SDS2**

Complexity : **Medium (160m of Catwalks)**



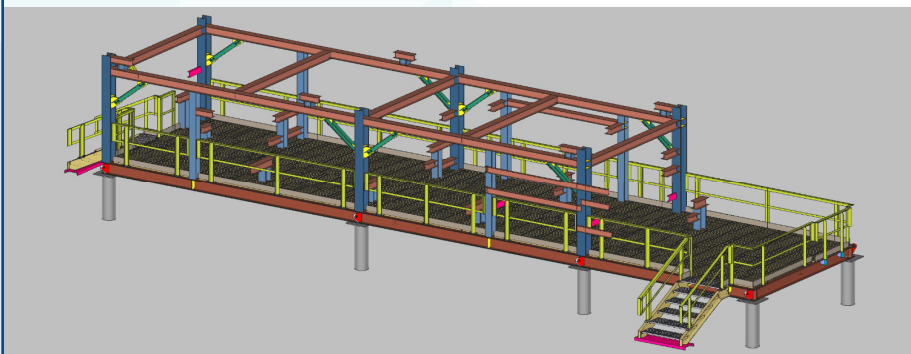
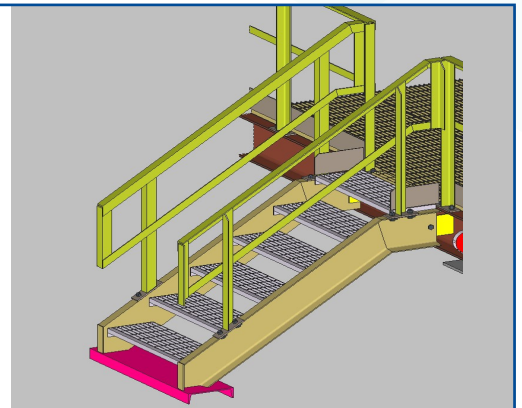
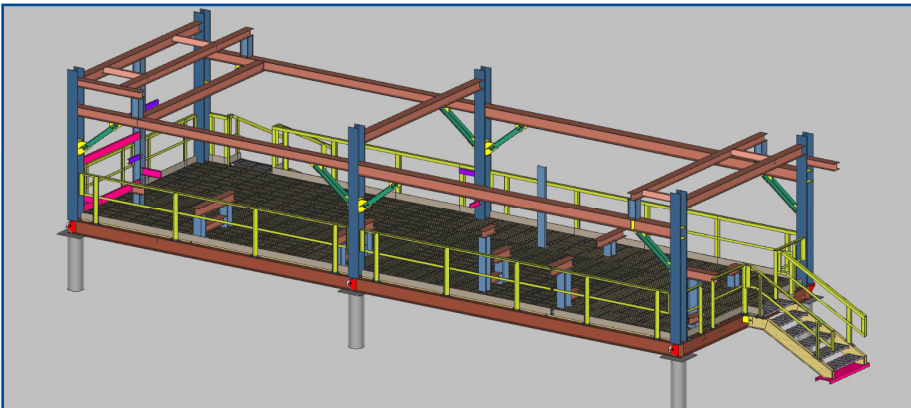
Type of Project : **Marine (Layby birth & Terminal)**

Steel : **120 Metric Tons**

Design : **CISC**

Software : **SDS2**

Complexity : **High (Floating Structure)**



Type of Project : **Industrial (Pipeline Skid)**

Steel : **30 Metric Tons**

Design : **CISC**

Software : **SDS2**

Complexity : **Medium**

General Enquiries
info@prozteel.com



Quotes/RFQ
quotes@prozteel.com


WHY US?

We work with the sun.

Around the world, around the clock - we are a global company that works 24/7.

By having offices around the world we are able to offer competitive pricing while keeping exceptionally high standards.

Our top tier quality assurance ensures you receive the standards you expect and the support you need.



P R O Z U S

info@prozus.com



P R O Z T E E L

info@prozteel.com



D A T A D

info@datad.co

EMAIL US TO SET UP A DISCOVERY MEETING